

Automatic Sleeve Labeling Machine for Fully Wraparound Self-Adhesive Labeling of Round bottles

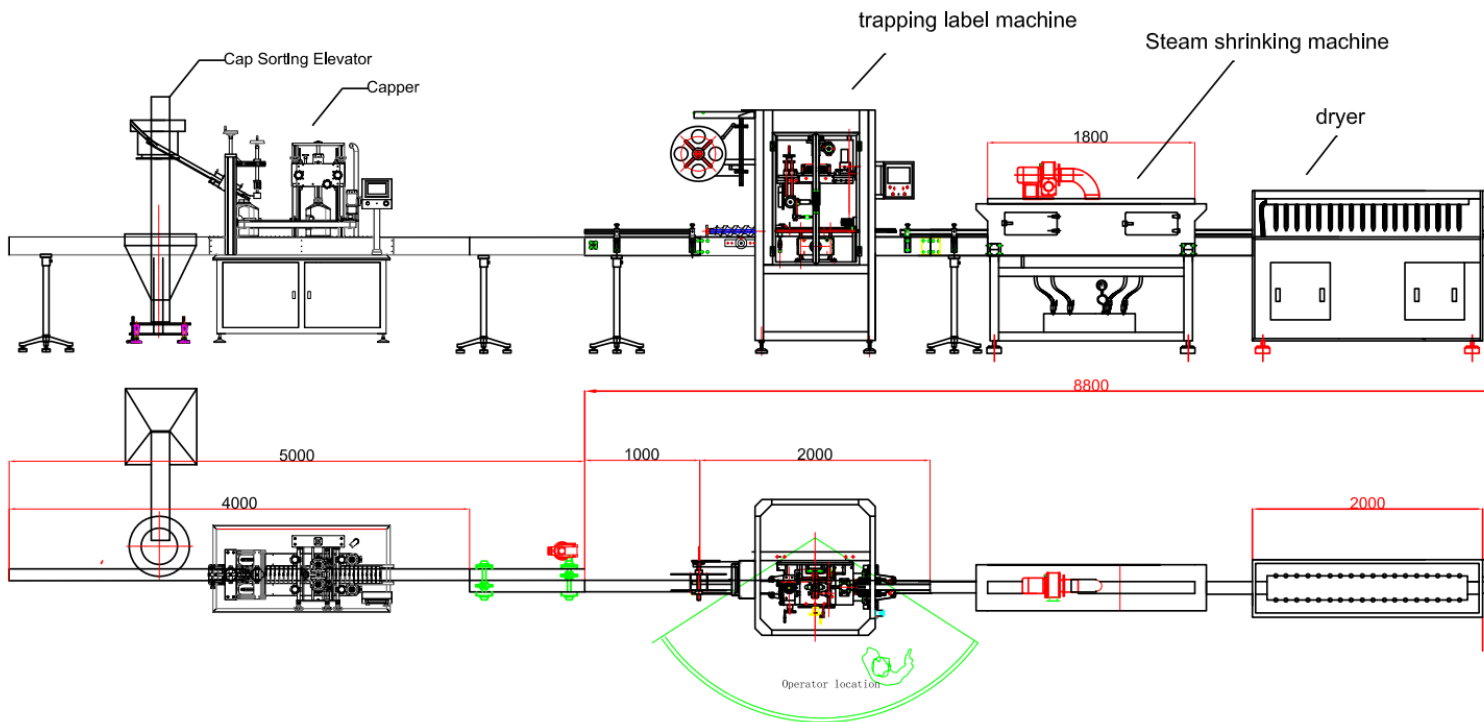
Detaylı Tanım :

Catalog

Chapter IIntroduction of Equipment

Chapter IIElectrical equipment configuration

Chapter IIIEquipment information



The label length is less than 80mm. The fastest production speed is 13000 bottles per hour, and the slowest speed is 12000 bottles per hour

Remarks: The above picture shows the layout of sleeve labeling machine + steam shrinking furnace + generator + blow dryer. The blow dryer is an optional machine used to blow off the bottle water vapor so that the sleeve label steam shrinks. So as to facilitate packing.




Chapter I Introduction of Equipment

Sleeve Labeling Machine HY-200P



Technical Parameters

Model	HY-200P
power kw)	2.0
Voltage v	220V AC
Production Speed b/min)	50-100
Applicable Product Diameter mm)	Φ22—Φ130 (Subject to the actual product)
Applicable Label Length mm)	30~220
Applicable Label Thickness mm)	0.03~0.13
Paper tube diameter mm)	5"~10" Free adjustment
Equipment dimensions (mm)	2100L*900W*2000H
Equipment weight kg)	350kg



Description

1 The labeling machine adopts photoelectric signal sensing, and the PLC processor converts the photoelectric signal to give mechanical instructions to each servo motor and driver assembly of the equipment, so they cooperate to complete the actions such as feeding the label of the material tray, moving the label up and down on the guide column, brushing the next wheel and brushing the label after the cutter head is cut.

2 After the bottle sensor of the labeling machine senses that the material is transmitted on the conveyor, the PLC starts to process the signal and issue the work order within 1 second. The components such as the gear group, material tray group, material rack group, drive group, bottle group, brush down group and brush group cooperate to complete the action of covering the label or transparent film to the material.

3 The main body of the whole machine is made of 304# stainless steel, which is corrosion-resistant and will not rust. It strictly meets the food safety standards. The parts in contact with the materials are non-toxic and free of harmful substance pollution.

4 The sleeve labeling machine adopts a complete set of imported electrical equipment configuration, controlled by the Japanese brand Mitsubishi PLC, and is controlled by the Kunlun touch screen soft keyboard. It is equipped with Japanese Panasonic Optoelectronics, French Schneider servo motors, and French Schneider servo drives. The equipment has excellent electrical quality and stable and reliable quality.

5 Within the scope of the standard machine, the sleeve labeling machine makes the corresponding guide column according to different material sizes or bottle and tank sizes. After replacing the guide column and label film for labeling, one machine can be compatible with material labeling packaging of multiple materials. When the size difference of materials is too large, in addition to replacing the corresponding central guide column post and label film, it is also necessary to replace the cutter head for cutting labels.

6 According to the design of the label film, the sleeve labeling machine is divided into ordinary photoelectric recognition and transparency segment cutting, color code photoelectric fixed-point recognition and color code recognition, and fully transparent unprinted film fixed-length cutting.

Note: The standard machine is equipped with ordinary photoelectric, which cannot identify the label positioning points, but the full transparent film fixed-length mode can be used.

7 When the labeling machine uses materials within the compatible range for production, in addition to replacing the central guide column and label film, it is also necessary to adjust the height of the machine and the front and rear positions of photo bottles in combination with the size of materials. There is special equipment operation training during equipment installation and commissioning. Please pay attention to learning to achieve the purpose of skilled use of equipment.

8 The technology of the labeling machine is mature, but attention should be paid to the voltage fluctuation of the power grid during use. In case of frequent voltage instability in the local area, a voltage regulator should be installed on the equipment use site to prevent precise damage to the electrical appliances of the labeling machine caused by voltage fluctuation. When the labeling machine equipment is exported abroad, the voltage used by the equipment shall be known in advance, and the transformer shall be configured in advance for the labeling machine.

Steam shrinkage furnace HY-RSL1.8



Description

The new type of steam shrinkage furnace is designed with seamless steel tube and has three adjustable nozzles for different and irregular cylinder shapes, such as round, square and flat cylinders.

The adjustment and maintenance are convenient, the shrinkage is flat, the distribution of low pressure drum of steam ejection mode is uniform, and the ejection nozzle is divided into three sections. The h each section, the front and back and the out gassing volume can be adjusted separately to reach the maximum. Perfect contraction effect realm.

The shell of the whole machine is made of stainless steel and insulated. It not only saves energy, but meets the international safety standards. The stainless steel water receiving pan at the bottom conce condensation water. The whole machine adopts waterproof design, easy operation and maintenance

Technical Parameters

Name	Steam shrinkage furnace
Model	HY-RSL1.8
Input power (kw)	0.3 5
Input voltage (v)	220V/50HZ
Working Pressure (Mpa)	≤0.1Mpa

Steam consumption (kg/h)	10 20
Conveying speed (m/min)	0-35
Outward Size (mm)	L1800*W400*H1500
Weight (kg)	120

Steam Generator HY-ZQ-24kw



Description

This series of fully automatic electric steam generator adopts copper high pressure submerged eddy for water supply, which has short water supply time and durability. The water tank is equipped with a float ball to automatically control the water inflow. The working system can be automatically controlled. Steam can be continuously exported after connecting the source of water and power for about 5 minutes. Working efficiency is very high. This equipment can be adjusted in two gears, 9-18kw power.

Technical Parameters

Specifications	HY-12	HY-24
Rated evaporation	17.4	34.8
Rated steam pressure	0.4/0.7	0.4/0.7
Rated steam temperature	151/170	151/170
Water temperature	20	20
Electric power	12KW	24KW
Feed water pump motor power	550	550

Valve size	DN15
Boiler water volume	18
Dimensions (mm)	520x520x1250
Boiler weight	65kg

Chapter II Electrical equipment configuration

Component name	Appliance name	Model	QTY	Brand	Origin
Machine lifting group	Low Power AC Motor	5RK90GN-C 5GN-25K	1	Taibang	China
Brush down group	Low Power AC Motor	5RK120A-C	1	Taibang	China
Feeding group	Low Power AC Motor	NMR050-15-63B14-FA	1	Taibang	China
	Frequency converter	ATV12HO18M2	1	Schneider	France
	Photoelectric Inductor	CX-421	1	Matsushita	Japan
Bottle conveying group	Low Power AC Motor	51K90GN-SF-5GN7.5K	1	Taibang	China
	Frequency converter	ATV12H018M2	1	Schneider	France
Bottle separation group system	Low Power AC Motor	51K90GN-SF-5GN7.5K	1	Taibang	China
	Frequency converter	ATV12H018M2	1	Schneider	France
Brush group	Low Power AC Motor	4IK25GN-C-4GN3K	2	Taibang	China
Cutter group	Cutter head servo motor	BCH0801O12A1C 400W	1	Schneider	France
	Cutter Disc Servo Driver	LXM23DU04M3X 400W	1	Schneider	France
	Photoelectric Inductor	PM-L44	2	Matsushita	Japan
Conveyor group	Frequency converter	ATV12H075M2	1	Schneider	France

Driver group	Drive servo motor	BCH0802O12A1C 750W	1	Schneider	France
	Drive Servo Driver	LXM23DU07M3X 750W	1	Schneider	France
Electric eye frame group	High Speed Optical Fiber Inductor	FX-301	1	Matsushita	Japan
	Photoelectric Inductor	CX-442	1	Matsushita	Japan
Electrical cabinet					
	PLC	FX3U-48MT	1	Mitsubishi	Japan
	Touch screen	TK6070IQ	1	WEINVIEW	china
	Switching Mode Power Supply	ABL2REM24020H	1	Schneider	France
	Contactora	32A	1	Schneider	France
	Intermediate relay	5A	2	Schneider	France
	Fuse	6A 32A	4	Schneider	France
	potentiometer	0-10V	2		France
	Emergency stop button		1	Schneider	France
	Binary Selection Switch		1	Schneider	France

Note: In case some parts are out of stock, our company will replace them with imported products of the same quality.

Chapter III Equipment information

1. Equipment manual (installation, debugging, lubrication, troubleshooting).
2. Electrical schematic diagram and wiring diagram.
3. List of consumable parts and spare parts (manufacturer, model, specification, price).


Part Name	Specification	QTY	Remark
Drive belt	American brand GATES 5M-500-15W	1	Free of charge
Cutter belt	American brand GATES 5M-450-15W	1	Free of charge

Brush belt	American brand GATES 114XL*12W	1	Free of charge
Bottle conveying belt	American brand GATES 5M- 230-15W	1	Free of charge
Cutter		1	Free of charge
Brush		1	Free of charge
6002ZZ	Japan NSK Bearing	2	Free of charge
6001ZZ	Japan NSK Bearing	2	Free of charge
635ZZ	Japan NSK Bearing	2	Free of charge
6802ZZ	Japan NSK Bearing	2	Free of charge
6902ZZ	Japan NSK Bearing	2	Free of charge

4.Toolbox List

No.	Name	Specification	QTY
1	Open-end wrench	12-14 17-19	1set
2	Allen wrench	Total 7 pcs	1set
3	Open screwdriver	6*100mm 3*75mm	1set
4	Torx screwdriver	6*100mm 3*75mm	1set

Blow dryer HY-1200 (Optional)



Technical Parameters

Machine name	Type	Volume	Number of nozzles
HY-1200 blow dryer	Bamboo tube type	1200x700x1550mm	8x2
Motor model: 2XHB710H26 220V 50hz 7KW Matsushita			

Description

The blow dryer is made of 304# stainless steel, with 8 air nozzles on the left and right sides. The blower uses a high-pressure blower and strong airflow to quickly dry the water on the outer surface of the bamboo tubes.

Main features

1. High-speed wind blowing into the wind channel causes a wind tunnel effect, which enhances and maintains high wind speed, making it easier for water to be blown away.
2. The air trough can be equipped with top blowing/neck blowing and bottom blowing functions to ensure drying is complete at one time and solve the problem of bottle caps that are difficult to dry.
3. The air trough can be easily adjusted according to the diameter and height of the bottle/can, so that efficiency is better and the adjustment is easier.
4. The air trough and a variety of other accessories are made of 304 stainless steel (materials that meet hygiene requirements)
5. With drainage and exhaust (wet) air ports, it is convenient for water diversion and exhaust.
6. The air duct is made of sound-absorbing materials and can be covered with a transparent sound-absorbing cover (optional accessory), which is convenient for monitoring and can reduce noise.
7. Suitable for drying round bottles, round cans, square bottles, square cans, large bottles, small bottles, and condensate bottles.