

Automatic High Speed Rotary Cold Glue Labeler

Özellikler :

| | |
|-------------------------|--|
| Fiyat | Contact us |
| Üretim Yeri | China |
| Minimum Sipari? Miktar? | 1 |
| Ödeme ?artlar? | L/C, T/T, Paypal |
| Tedarik Kapsam? | 1000 |
| Teslimat Detay? | 3days--7days |
| Paketleme Detaylar? | Wooden case or wooden pellets depended on clients' require |

Detayl? Tan?m :

Main features

1. Frequency conversion circuit, the main reducer adopts the form of conjoined motor, which makes the power more stable and the speed change more convenient;
2. The frame and panel of the labeling machine are covered with stainless steel, and the support of the labeling machine is made of stainless steel, which meets the hygienic requirements for the production of products with corrosion;
3. The rotary table of the labeling machine adopts a waterproof structure with strong anti-penetration ability; the tray can be disassembled and assembled independently, which is convenient for maintenance;
4. The design of the bottle replacement parts is reasonable, and the disassembly and assembly are fast(it only takes 25 minutes to replace the whole set);
5. The box body of the labeling station can be adjusted in multiple directions to adapt to the labeling of various bottle types and trademarks;
6. The new structure of the cover plate of the standard station ensures the stable operation of the standard plate shaft and the rubber roller, so that the labeling effect is more guaranteed;
7. The new structure glue roller seat assembly, the glue scraper automatically adjusts the glue thickness according to the actual situation, effectively saves the glue amount and ensures that the label is in the best glue state;
8. The standard box assembly has a reasonable structure and is easy to assemble and disassemble. The guide rod in the form of a thread can be used to fine-tune the standard box, and the adjustment of the label height is simple and fast;
9. With a variety of detection functions, it can realize that there is no bottle without the label, and the label paper will never be wasted.

Technical Parameters

| | | | |
|--|--------------------|---|---|
| Production speed | 12000BPM | conveying bottle direction | Forward (left→right) |
| Dimensions (L×W×H) mm | 2300*1960*1860 | Machine net weight (tons) | 2 |
| Number of bottle pressers | 12 | Number of Label Plate Shafts | 8 |
| Number of drum clamps | 6 | Number of labeling stations | 1 |
| Number of glue pumps | 1 | Label position | Bottle body |
| Total power | 3KW | Power supply voltage | 380V 50Hz |
| Conveyor belt length | 2300mm | Conveyor belt height | 970~1100mm |
| External transmission power requirements | ≤1.5KW | Air source | 0.08m ³ /min |
| Labeling method | Cold glue labeling | Specification of flat top chain used in conveyor belt | 38.1×82 |
| Applicable trademark length range | 30-120 mm | Applicable labeling object | Round, Oval and Flat bottle (PET and GLASS) |

Synchronization requirements for the connection of the product to the conveying system:

1. The labeling machine does not have conveyor chain plates and conveyor belt power. The labeling machine is embedded in the user's production line, and the user's own conveyor chain plate passes through the labeling machine. The frequency converter of the labeling machine outputs the signal to the power passing through the conveyor belt section of the labeling machine, so as to realize the synchronous control of the speed of the conveyor belt and the running speed of the labeling machine.
2. The conveying system in the front and rear sections of the labeling machine must retain enough bottle storage to ensure the stable operation of the labeling machine. The conveying system between the labeling machine and the pre-process equipment should be no less than 6 meters, and there should be no extrusion between the bottles.
3. The conveying system connected with the labeling machine adopts the power: power: 1.1KW? 1.5KW, without the motor with mechanical speed regulation. The conveying power is controlled by the frequency converter of the labeling machine, so that the conveying speed is synchronized with the speed of the labeling machine.

Requirements for other relevant materials used

Label material: single-coated paper label (rough gluing surface);

Label paper status: label paper is flat;

The label is formed by mechanical cutting, and the edges are free of burrs and neat;

The thickness of the label is uniform, it is flat in the label box, and there is no curling phenomenon.

Label grams:

1) 80-90 grams of U-oil coated paper;

2) Coated paper 105?110g

Water absorption requirements of label paper (wet water test):

- 1) The label starts to curl ? 6 seconds after it is wet;
- 2) The time it takes for the label to curl from the beginning to curling into a tube is ?10 seconds

Label Tensile Resistance:

On a paper tape with a width of 125mm, its tensile strength is 24N, and the wet strength is about 30% of the dry tensile strength.resilience;

Label packaging and storage:




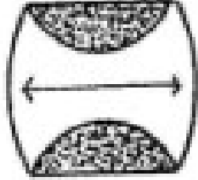
Each stack of labels is wrapped in moisture-proof paper, stored with moisture-proof measures, and must be kept dry when used.

Tensile Strength of Labels:

On 15mm wide paper tape, its tensile strength is 24N, wet strength is about 30% of dry tensile strength,

label size error: $\pm 0.5m$.

The fiber direction of the label paper should be perpendicular to the axis direction of the bottle, and the correct curl direction after water absorption is required as follows:

| | | Bottle body labels | |
|--|---|---|--|
| Coated label paper shape and correct fiber orientation |  |  | |
| Correct Curl Direction of Coated Label Paper After Wetting |  |  | |

Glue adhesive requirements:

- 1) The adhesive adopts water-soluble glue (white latex) suitable for PET bottle labeling, with strong initial viscosity, stable performance, non-toxic and non-corrosive, high solid content and good viscosity;
- 2)Glue drying time: short

Packaging container requirements:

- 1) The labeling surface is flat and not oily.
- 2) PET bottle verticality: $\pm 1mm$
- 3) Keep the bottle dry

Air source:

- 1) Stable compressed air pressure: 0.35?0.5Mpa
- 2) Dry and clean (the air source needs to be filtered before entering the labeling machine)

Main components configuration

| Part Name | Material selection or brand |
|---------------------------|-----------------------------|
| Main transmission reducer | KONE |

| | |
|--|---|
| Labeling plate structure | Aluminum standard plate |
| Load breaker or circuit breaker | SCHNEIDER |
| Proximity sensor | CONTRINEX |
| DC stabilized power supply | MIBBO |
| Power supply cabinet | Stainless steel structure (under-mounted) |
| Countertop guards | 304 film sanding stainless steel, thickness?1.0mm |
| Countertop gutters | 304 film sanding stainless steel, thickness?1.5mm |
| Outer layer of the frame of the labeling machine | 304 film sanding stainless steel, thickness?1.5mm |
| Outer layer of turntable | |
| Labeling machine guard door | 304 film sanded stainless steel, thickness 1.5mm |
| Body conveying side plate | 304 stainless steel, thickness 3mm |
| Inverter | DANFOSS |
| Photoelectric sensor | KEYENCE |
| Touch screen man-machine interface | SIEMENS(color display), Model: SMART700iE V3 |
| Intermediate relay | IDEC |
| PLC (Programmable Controller) | SIEMENS, Model: S7-200 |
| Time Relay | Imported from Switzerland |
| Labeling machine panel | A3 steel plate thickness 25mm |
| The whole machine protective cover | Sliding door |
| Labeling machine frame Square steel tube | 80*60, 100*100 |
| Random conveying passage guardrail | 304 stainless steel rod, ? 12mm |
| Bottle in and out star wheel, center guide plate | Engineering Plastics |
| Bottle feeder | Nylon |