

Automatic High Speed Rotary Cold Glue Labeler

????????? :

????	Contact us
????? ????????????????	China
?????????????? ??????	1
????????? ????????	L/C, T/T, Paypal
????????????????? ??????????????	1000
?????????????? ????????????	3days--7days
???????????	Wooden case or wooden pellets depended on clients' require

????????????? ???????????? :

Main features

1. Frequency conversion circuit, the main reducer adopts the form of conjoined motor, which makes the power more stable and the speed change more convenient;
2. The frame and panel of the labeling machine are covered with stainless steel, and the support of the labeling machine is made of stainless steel, which meets the hygienic requirements for the production of products with corrosion;
3. The rotary table of the labeling machine adopts a waterproof structure with strong anti-penetration ability; the tray can be disassembled and assembled independently, which is convenient for maintenance;
4. The design of the bottle replacement parts is reasonable, and the disassembly and assembly are fast(it only takes 25 minutes to replace the whole set);
5. The box body of the labeling station can be adjusted in multiple directions to adapt to the labeling of various bottle types and trademarks;
6. The new structure of the cover plate of the standard station ensures the stable operation of the standard plate shaft and the rubber roller, so that the labeling effect is more guaranteed;
7. The new structure glue roller seat assembly, the glue scraper automatically adjusts the glue thickness according to the actual situation, effectively saves the glue amount and ensures that the label is in the best glue state;
8. The standard box assembly has a reasonable structure and is easy to assemble and disassemble. The guide rod in the form of a thread can be used to fine-tune the standard box, and the adjustment of the label height is simple and fast;
9. With a variety of detection functions, it can realize that there is no bottle without the label, and the label paper will never be wasted.

Technical Parameters

Production speed	12000BPM	conveying bottle direction	Forward (left→right)
Dimensions (L×W×H) mm	2300*1960*1860	Machine net weight (tons)	2
Number of bottle pressers	12	Number of Label Plate Shafts	8
Number of drum clamps	6	Number of labeling stations	1
Number of glue pumps	1	Label position	Bottle body
Total power	3KW	Power supply voltage	380V 50Hz
Conveyor belt length	2300mm	Conveyor belt height	970~1100mm
External transmission power requirements	≤1.5KW	Air source	0.08m ³ /min
Labeling method	Cold glue labeling	Specification of flat top chain used in conveyor belt	38.1×82
Applicable trademark length range	30-120 mm	Applicable labeling object	Round, Oval and Flat bottle (PET and GLASS)

Synchronization requirements for the connection of the product to the conveying system:

1. The labeling machine does not have conveyor chain plates and conveyor belt power. The labeling machine is embedded in the user's production line, and the user's own conveyor chain plate passes through the labeling machine. The frequency converter of the labeling machine outputs the signal to the power passing through the conveyor belt section of the labeling machine, so as to realize the synchronous control of the speed of the conveyor belt and the running speed of the labeling machine.
2. The conveying system in the front and rear sections of the labeling machine must retain enough bottle storage to ensure the stable operation of the labeling machine. The conveying system between the labeling machine and the pre-process equipment should be no less than 6 meters, and there should be no extrusion between the bottles.
3. The conveying system connected with the labeling machine adopts the power: power: 1.1KW? 1.5KW, without the motor with mechanical speed regulation. The conveying power is controlled by the frequency converter of the labeling machine, so that the conveying speed is synchronized with the speed of the labeling machine.

Requirements for other relevant materials used

Label material: single-coated paper label (rough gluing surface);

Label paper status: label paper is flat;

The label is formed by mechanical cutting, and the edges are free of burrs and neat;

The thickness of the label is uniform, it is flat in the label box, and there is no curling phenomenon.

Label grams:

1) 80-90 grams of U-oil coated paper;

2) Coated paper 105?110g

Water absorption requirements of label paper (wet water test):

- 1) The label starts to curl ? 6 seconds after it is wet;
- 2) The time it takes for the label to curl from the beginning to curling into a tube is ?10 seconds

Label Tensile Resistance:

On a paper tape with a width of 125mm, its tensile strength is 24N, and the wet strength is about 30% of the dry tensile strength.resilience;

Label packaging and storage:




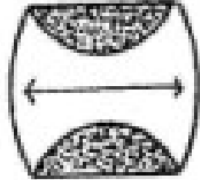
Each stack of labels is wrapped in moisture-proof paper, stored with moisture-proof measures, and must be kept dry when used.

Tensile Strength of Labels:

On 15mm wide paper tape, its tensile strength is 24N, wet strength is about 30% of dry tensile strength,

label size error: $\pm 0.5m$.

The fiber direction of the label paper should be perpendicular to the axis direction of the bottle, and the correct curl direction after water absorption is required as follows:

		Bottle body labels	
Coated label paper shape and correct fiber orientation			
Correct Curl Direction of Coated Label Paper After Wetting			

Glue adhesive requirements:

- 1) The adhesive adopts water-soluble glue (white latex) suitable for PET bottle labeling, with strong initial viscosity, stable performance, non-toxic and non-corrosive, high solid content and good viscosity;
- 2)Glue drying time: short

Packaging container requirements:

- 1) The labeling surface is flat and not oily.
- 2) PET bottle verticality: $\pm 1mm$
- 3) Keep the bottle dry

Air source:

- 1) Stable compressed air pressure: 0.35?0.5Mpa
- 2) Dry and clean (the air source needs to be filtered before entering the labeling machine)

Main components configuration

Part Name	Material selection or brand
Main transmission reducer	KONE

Labeling plate structure	Aluminum standard plate
Load breaker or circuit breaker	SCHNEIDER
Proximity sensor	CONTRINEX
DC stabilized power supply	MIBBO
Power supply cabinet	Stainless steel structure (under-mounted)
Countertop guards	304 film sanding stainless steel, thickness?1.0mm
Countertop gutters	304 film sanding stainless steel, thickness?1.5mm
Outer layer of the frame of the labeling machine	304 film sanding stainless steel, thickness?1.5mm
Outer layer of turntable	
Labeling machine guard door	304 film sanded stainless steel, thickness 1.5mm
Body conveying side plate	304 stainless steel, thickness 3mm
Inverter	DANFOSS
Photoelectric sensor	KEYENCE
Touch screen man-machine interface	SIEMENS(color display), Model: SMART700iE V3
Intermediate relay	IDEC
PLC (Programmable Controller)	SIEMENS, Model: S7-200
Time Relay	Imported from Switzerland
Labeling machine panel	A3 steel plate thickness 25mm
The whole machine protective cover	Sliding door
Labeling machine frame Square steel tube	80*60, 100*100
Random conveying passage guardrail	304 stainless steel rod, ? 12mm
Bottle in and out star wheel, center guide plate	Engineering Plastics
Bottle feeder	Nylon